



**Dhanuka Agritech Limited**

AN ISO 9001 : 2008 COMPANY

**Online**

Date: January 20, 2020

**Listing Department**  
National Stock Exchange of India Limited  
Exchange Plaza,  
Plot No. C/1, G. Block,  
Bandra- Kurla Complex,  
Bandra East, Mumbai-400 051

**Corporate Relationship Department**  
Bombay Stock Exchange of India Ltd.  
1<sup>st</sup> Floor New Trading, Rotunda Building,  
P J Towers, Dalal Street Fort,  
Mumbai- 400 001

**Scrip Code: 507717**

**Ref: Symbol- DHANUKA**

**Sub: Shareholding Pattern for the quarter ended 31<sup>st</sup> December, 2019**

Dear Sir,

In terms of Regulation 31(1)(b) of SEBI (Listing Obligations and Disclosure Requirements) Regulations, 2015, please find enclosed Shareholding Pattern for the quarter ended 31<sup>st</sup> December, 2019.

We hope you will find same in order.

Thanking You,  
Yours faithfully,

**For Dhanuka Agritech Limited**

**VK Bansal**  
**CFO/ Compliance Officer**



Encl: a/a

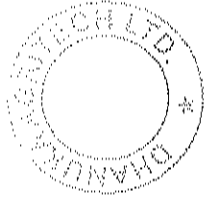


1. Name of Listed Entity: Dhanuka Agritech Limited
2. Scrip Code/Name of Scrip/Class of Security: DHANUKA
3. Share Holding Pattern Filled under: 31b
4. Share Holding Pattern as on : 31-Dec-2019
5. Declaration: The Listed entity is required to submit the following declaration to the extent of submission of information:-

S. No.	Particulars	Yes/No
1	Whether the Listed Entity has issued any partly paid up shares?	No
2	Whether the Listed Entity has issued any Convertible Securities?	No
3	Whether the Listed Entity has any shares against which depository receipts are issued?	No
4	Whether the Listed Entity has any shares in locked-in?	No
5	Whether any shares held by promoters are pledge or otherwise encumbered?	Yes Promoter and Promoter Group
6	Whether the Listed Entity has issued any differential Voting Rights?	No
7	Whether the Listed Entity has issued any Warrants ?	No
8	Whether the listed entity has any significant beneficial owner?	Yes

Table I - Summary Statement holding of specified securities

Category (i)	Category of shareholder (ii)	Nos. of share holders (iii)	No. of fully paid up equity shares held (iv)		No. of shares underlying Depository Receipts (v)		Total nos. shares held (vii) = (iv) + (v)	Shareholding as a % of total no. of shares (calculated as per SCRR, 1957) (viii)		Number of Voting Rights held in each class of securities (ix)		No. of Shares Underlying Outstanding convertible securities (including Warrants) (x)	Shareholding as a % assuming full conversion of convertible securities (as a percentage of diluted share capital) (xi) = (vii) + (x)	Number of Locked in shares (xii)	Number of Shares pledged or otherwise encumbered (xiii)		Number of equity shares held in dematerialized form (xiv)
			No. of shares held (vi)	Partly paid-up equity shares held (v)	As a % of (A+B+C2)	Class		S	As a % of total Share	No. (a)	As a % of total Share						
															Total	Total	



										eg: X	eg: Y	Cj	(A+B+C2)	es held (b)	s held (b)	
A	Promoter & Promoter Group	27	35683267	0	35683275	356803267	35675	35683	35675	0	0	0	75	0	49914	35683267
B	Public	256387	11895057	0	11895057	118905057	11825	11857	11825	0	0	0	25	0	0	11508245
C	Non Promoter-Non Public	0	0	0	0	0	0	0	0	0	0	0	0	0	0	0
C1	Shares underlying DRs	0	0	0	0	0	0	0	0	0	0	0	0	0	0	0
C2	Shares held by Employee Trusts	0	0	0	0	0	0	0	0	0	0	0	0	0	0	0
	Total	256654	4757834	0	47578324	47578324	475100	47524	475100	0	0	0	100	0	499105	47191512


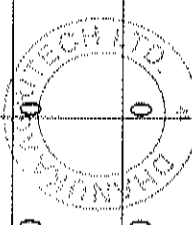


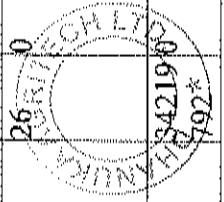
Table II - Statement showing shareholding pattern of the Promoter and Promoter Group

Category & Name of the Shareholders (i)	PAN (ii)	No. of share holder (iii)	No. of fully paid up equity shares held (iv)	Party paid-up equity shares held (v)	Nos. of shares underlying Depository Receipts (vi)	Total nos. shares held (vii) = (iv) + (v) + (vi)	Shareholding % calculate as per SCRR, 1957 (viii)	Number of Voting Rights held in each class of securities (ix)			Total as a % of Total Voting rights	No. of Underlying Outstanding convertible securities (x)	Shareholding g. as a % assuming full conversion of convertible securities (xi)	Number of Locked in shares (xii)	Number of Shares pledged or otherwise encumbered (xiii)	Number of equity shares held in dematerialized form (xiv)
								Class X	Class Y	Total						
		As a % of (A+B+C2) (viii)		As a % of (vii) = (vii) + (v) + (vi) as a % of A+B+C2		As a % of total Shares held (b)		As a % of total Shares held (b)		As a % of total Shares held (b)						
Indian		0	0	0	0	0	0	0	0	0	0	0	0	0	0	0
Individuals/Hindu undivided Family		24	146340	0	0	146340	3.08	146	344	0	0	3.08	0	0	0	1463449
Mr. Ram Gopal Agarwal	AAA PA06 05M		349140	0	0	349140	0.73	349	148	0	0	0.73	0	0	0	349148
Mr. Manish Dhanuka	AEE PD00 75G		275820	0	0	275820	0.58	275	821	0	0	0.58	0	0	0	275821
Mr. Rahul Dhanuka	AAD PD21 50P		212950	0	0	212950	0.45	212	958	0	0	0.45	0	0	0	212958
Mahendra Kumar Dhanuka HUF	AAA HM7 206C		180410	0	0	180410	0.38	180	410	0	0	0.38	0	0	0	180410
Mr. Abhishek Dhanuka	AAK PD77 01M		83000	0	0	83000	0.17	830	00	0	0	0.17	0	0	0	83000
Satyanarain Agarwal HUF	AAA HS7		41000	0	0	41000	0.09	410	00	0	0	0.09	0	0	0	41000



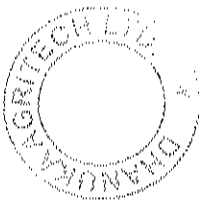


	Smt.Mamta Dhanuka	AAE 1 PD05 75D	0	8522	0.02	8522	0	852	0.02	0	0	0	0	0	0	0	8522
	Mridul Dhanuka HUF	AAA 1 FR99 69F	0	52	0	52	0	52	0	0	0	0	0	0	0	0	52
	Ram Gopal Agarwal HUF	AAH 1 M075 7Q	0	52	0	52	0	52	0	0	0	0	0	0	0	0	52
	Smt.Pushpa Dhanuka	AEK 1 PD39 41D	0	19	0	19	0	19	0	0	0	0	0	0	0	0	19
	Arun Kumar Dhanuka HUF	AAD 1 HA35 99M	0	11	0	11	0	11	0	0	0	0	0	0	0	0	11
	Gobind Lal Dhanuka HUF	AAC 1 HG11 65J	0	10	0	10	0	10	0	0	0	0	0	0	0	0	10
b	Central Government/ State Government(s)		0	0	0	0	0	0	0	0	0	0	0	0	0	0	0
c	Financial Institutions/ Banks		0	0	0	0	0	0	0	0	0	0	0	0	0	0	0
d	Any Other (specify)		3	342190 818	71.92	342190 818	0	342 198 18	71.92	0	0	0	0	0	499 460 0	14.6	34219818
	Bodies Corporate		1	26	0	26	0	26	0	0	0	0	0	0	0	0	26
	Golden Overseas Private Limited	AAB 1 CG70 64L	0	26	0	26	0	26	0	0	0	0	0	0	0	0	26
	Trusts		2	342190 792*	71.93	342190 792	0	342 197 92	71.93	0	0	0	0	0	499 460	80.51	34219792



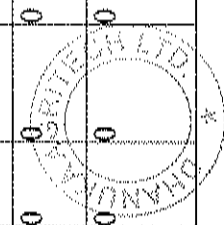
	Triveni Trust	AAC II TT39 60A	290350 413	0	290354 13	61.03	290350 413	61.03	0	61.03	0	999 000	3.44	29035413
	Pushpa Dhanuka Trust	AAC I TP53 35M	518430 79	0	518437 9	10.9	518430 79	10.9	0	10.9	0	399 560 0	77.07	5184379
	Sub-Total (A)(1)		356830 267	0	356832 67	75	356830 267	75	0	75	0	499 460 0	14	35683267
2	Foreign Individuals (Non- Resident Individuals/ Foreign Individuals)		0	0	0	0	0	0	0	0	0	0	0	0
b	Government Institutions		0	0	0	0	0	0	0	0	0	0	0	0
c	Foreign Portfolio Investor		0	0	0	0	0	0	0	0	0	0	0	0
d	Any Other (specify)		0	0	0	0	0	0	0	0	0	0	0	0
	Sub-Total (A)(2)		0	0	0	0	0	0	0	0	0	0	0	0
	Total Shareholding of Promoter and Promoter Group (A)= (A)(1)+(A)(2)		356830 267	0	356832 67	75	356830 267	75	0	75	0	499 460 0	14	35683267

Table III - Statement showing shareholding pattern of the Public shareholder

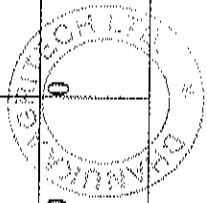




Category & Name of the Shareholders (i)	PAN (ii)	Nos. of shareholder (iii)	No. of fully paid up equity shares held (iv)	Partly paid-up equity shares held (v)	Nos. of shares underlying Depository Receipts (vi)	Total nos. shares held (vii) = (iv)+(v)+(vi)	Shareholding % calculate as per SCRR, 1957 As a % of (A+B+C2) VII	Number of Voting Rights held in each class of securities (ix)			No. of Shares Underlying Outstanding convertible securities (including Warrants) (x)	Total shareholding as a % assuming full conversion of convertible securities (as a percentage of diluted share capital) (xi)	Number of Locked in Shares (xii)		Number of Shares pledged or otherwise encumbered (xiii)		Number of equity shares held in dematerialized form (xiv)
								Class X	Class Y	Total			No. (a)	As a % of total Shares held (b)	No. (No. of application) (a)	As a % of total shares held (Not applicable) (b)	
I Institutions		0	0	0	0	0	0	0	0	0	0	0	0	0	0	0	0
a Mutual Funds/		9	5611190	0	0	5611190	11.79	5611190	0	0	0	11.79	0	0	0	0	5611190
HDFC Trustee Company Ltd.- A/c HDFC Mid-cap opportunities fund along with HDFC small & Midcap Fund	AAA TH18 09A	1	1058215	0	0	1058215	2.22	1058215	0	0	0	2.22	0	0	0	0	1058215
DSP Blackrock Trustee Company Pvt. Ltd		1	3483605	0	0	3483605	7.32	3483605	0	0	0	7.32	0	0	0	0	3483605
IDFC MULTICAP FUND	AAE TS95 56K	1	6476888	0	0	6476888	1.36	6476888	0	0	0	1.36	0	0	0	0	6476888
b Venture Capital Funds		0	0	0	0	0	0	0	0	0	0	0	0	0	0	0	0
c Alternate Investment Funds		0	0	0	0	0	0	0	0	0	0	0	0	0	0	0	0



d	Foreign Venture Capital Investors	0	0	0	0	0	0	0	0	0	0	0	0	0	0	0	0	0	0
e	Foreign Portfolio Investors	0	0	0	0	0	0	0	0	0	0	0	0	0	0	0	0	0	0
f	Financial Institutions/ Banks	1	7683	0	0	7683	0.02	7683	0.02	7683	0.02	0	0	0	0	0	0	0	7683
g	Insurance Companies	0	0	0	0	0	0	0	0	0	0	0	0	0	0	0	0	0	0
h	Provident Funds/ Pension Funds	1	123432	0	0	123432	0.26	123432	0.26	123432	0.26	0	0	0	0	0	0	0	123432
i	Any Other (specify)	0	0	0	0	0	0	0	0	0	0	0	0	0	0	0	0	0	0
	Sub-Total (B)(1)	11	574230	0	0	574230	12.07	574230	12.07	574230	12.07	0	0	0	0	0	0	0	5742305
2	Central Government/ State Government(s) / President of India	0	0	0	0	0	0	0	0	0	0	0	0	0	0	0	0	0	0
	Sub-Total (B)(2)	0	0	0	0	0	0	0	0	0	0	0	0	0	0	0	0	0	0
3	Non- institutions	0	0	0	0	0	0	0	0	0	0	0	0	0	0	0	0	0	0
a	Individuals -	23836	47781	0	0	47781	10.04	47781	10.04	47781	10.04	0	0	0	0	0	0	0	4416387
	Individual shareholders holding	23834	42877	0	0	42877	9.01	42877	9.01	42877	9.01	0	0	0	0	0	0	0	5925987



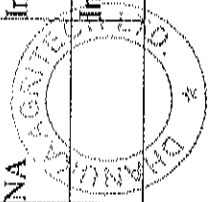
	nominal share capital up to Rs. 2 lakhs.																	
ii	Individual shareholders holding nominal share capital in excess of Rs. 2 lakhs.	2	490400 0	0	490400 0	1.03	490400 400	1.03	0	0	1.03	0	0	0	0	490400		
b	NBFCs registered with RBI	0	0	0	0	0	0	0	0	0	0	0	0	0	0	0		
c	Employee Trusts	0	0	0	0	0	0	0	0	0	0	0	0	0	0	0		
d	Overseas Depositories (holding DRs) (balancing figure)	0	0	0	0	0	0	0	0	0	0	0	0	0	0	0		
e	Any Other (specify)	1791	137450 53	0	137450 53	2.89	137450 455 3	2.89	0	0	2.89	0	0	0	0	1349553		
	Bodies Corporate	420	546410 8	0	546410 8	1.15	546410 418	1.15	0	0	1.15	0	0	0	0	537418		
	Clearing Members	62	256960	0	256960	0.05	256960 96	0.05	0	0	0.05	0	0	0	0	25696		
	Director or Director's Relatives	1	800	0	800	0	800	0	0	0	0	0	0	0	0	800		
	HUF	335	172720 0	0	172720 0	0.36	172720 720	0.36	0	0	0.36	0	0	0	0	172720		
	Non-Resident Indian (NRI)	949	257100	0	257100	0.54	257100 101	0.54	0	0	0.54	0	0	0	0	241101		
	Overseas Corporate Bodies	20	369660 0	0	369660 0	0.78	369660 660	0.78	0	0	0.78	0	0	0	0	369660		

Trusts	4	2158	0	0	2158	0	2158	0	2158	0	0	0	0	0	0	0	0	2158
Sub-Total (B)(3)	25627	61527	0	0	615275	12.93	615270	52	615270	12.93	0	12.93	0	0	0	0	0	5765940
Total Public Shareholding (B)= (B)(1)+(B)(2) +(B)(3)	25638	11895	0	0	118950	25	118950	057	118950	25	0	25	0	0	0	0	0	11508245





1	Mr. Mridul Dhanuka	AAAPDI027E	NA	India	61.03	61.03	0				
A	Triveni Trust	AACIT3960A		India	61.03	61.03	0	Yes	Yes		02-Dec-2015
B	Mridul Dhanuka HUF	AAAFR9969F		India	0	0	0	Yes	Yes		02-Dec-2015
2	Mr. Manish Dhanuka	AAEPD0075G	NA	India	10.9	10.9	0				
A	Pushpa Dhanuka Trust	AACITP5335M		India	10.9	10.9	0	Yes	Yes		02-Dec-2015
3	Mr. Rahul Dhanuka	AADPD2150P	NA	India	61.03	61.03	0				
A	Triveni Trust	AACIT3960A		India	61.03	61.03	0	Yes	Yes		02-Dec-2015
4	Mr. Ram Gopal Agarwal	AAAPA0605M	NA	India	61.03	61.03	0				
A	Triveni Trust	AACIT3960A		India	61.03	61.03	0	Yes	Yes		02-Dec-2015
B	Ram Gopal Agarwal HUF	AAIHM0757Q		India	0	0	0	Yes	Yes		02-Dec-2015
5	Mr. Mahendra Kumar Dhanuka	AAAPDI362Q	NA	India	61.41	61.41	0				
A	Triveni Trust	AACIT3960A		India	61.03	61.03	0	Yes	Yes		02-Dec-2015
B	Mahendra Kumar Dhanuka HUF	AAAHM7206C		India	0.38	0.38	0	Yes	Yes		23-May-2007
6	Mr. Harsh Dhanuka	AADPD9888L	NA	India	61.03	61.03	0				
A	Triveni Trust	AACIT3960A		India	61.03	61.03	0	Yes	Yes		02-Dec-2015



7	Mr. Arun Kumar Dhanuka	AAFPD3685NA	India	10.9	10.9	0			
A	Pushpa Dhanuka Trust	AACTPS335M	India	10.9	10.9	0	Yes	Yes	02-Dec-2015
B	Arun Kumar Dhanuka HUF	AADHA3599M	India	0	0	0	Yes	Yes	02-Dec-2015

Table II- Unclaim Details

Details of Shares which remain unclaimed may be given here along with details such as number of shareholders, outstanding shares held in demat/unclaimed suspense account, voting rights which are frozen etc.
No. of shareholders
No of share held

Table III- Unclaim Details

Details of Shares which remain unclaimed may be given here along with details such as number of shareholders, outstanding shares held in demat/unclaimed suspense account, voting rights which are frozen etc.
No. of shareholders
No of share held

Table III- Person in Concert

Details of the shareholders acting as persons in Concert including their Shareholding		
Name of shareholder	Name of PAC	No. of share Holding %

