


| S. No.   | Description                                 | Name of Shareholder        | Transferor Company-1                |       | Transferor Company-2            |       | Transferee company       |       |                  |       |
|--|---|----------------------------|-------------------------------------|-------|---------------------------------|-------|--------------------------|-------|------------------|-------|
|  |   |                            | A.M. Bros. Fintrade Private Limited |       | Dhanuka Finvest Private Limited |       | Dhanuka Agritech Limited |       |                  |       |
|  |   |                            | Pre-arrangement                     |       | Pre-arrangement                 |       | Pre-arrangement          |       | Post-arrangement |       |
|  |   |                            | No. of shares                       | %     | No. of shares                   | %     | No. of shares            | %     | No. of shares    | %     |
| <b>(A) Shareholding of Promoter and Promoter Group</b> |   |                            |                                     |       |                                 |       |                          |       |                  |       |
| <b>1</b>   | <b>Indian</b>                               |                            |                                     |       |                                 |       |                          |       |                  |       |
|  | <b>Individuals / Hindu Undivided Family</b> | Mahendra Kumar Dhanuka HUF | -                                   | -     | 5,002                           | 0.50% | 40,000                   | 0.08% | 1,94,856         | 0.38% |
|  |   | Rahul Dhanuka              | -                                   | -     | 1,000                           | 0.10% | 3,50,535                 | 0.70% | 3,81,494         | 0.76% |
|  |   | Ram Gopal Agarwal          | -                                   | -     | 6,000                           | 0.60% | 1,94,000                 | 0.39% | 3,79,753         | 0.76% |
|  |   | Abhishek Dhanuka           | -                                   | -     | -                               | -     | 83,000                   | 0.17% | 83,000           | 0.17% |
|  |   | Manish Dhanuka             | 7,498                               | 0.75% | -                               | -     | 2,85,900                 | 0.57% | 3,27,389         | 0.65% |
|  |   | Satya Narain Agarwal       | -                                   | -     | -                               | -     | 22,500                   | 0.04% | 22,500           | 0.04% |
|  |   | Satya Narain Agarwal HUF   | -                                   | -     | -                               | -     | 41,000                   | 0.08% | 41,000           | 0.08% |
|  |   | Pushpa Dhanuka             | 4                                   | 0.00% | -                               | -     | -                        | -     | 22               | 0.00% |
|  |   | M/s Gobind Lal Dhanuka HUF | 2                                   | 0.00% | -                               | -     | -                        | -     | 11               | 0.00% |
|  |   | Arun Kumar Dhanuka         | 6,665                               | 0.67% | -                               | -     | -                        | -     | 36,880           | 0.07% |

For DHANUKA AGRITECH LTD.


*Shubha*  
Authorised Signatory



|     |   |                                     |       |       |       |       |             |        |        |       |
|-----|---|-------------------------------------|-------|-------|-------|-------|-------------|--------|--------|-------|
|     |   | M/s Arun Kumar Dhanuka HUF          | 2     | 0.00% | -     | -     | -           | -      | 11     | 0.00% |
|     |   | Mamta Dhanuka                       | 1,665 | 0.17% | -     | -     | -           | -      | 9,213  | 0.02% |
|     |   | Arjun Dhanuka                       | 1,666 | 0.17% | -     | -     | -           | -      | 9,219  | 0.02% |
|     |   | Seema Dhanuka                       | 2,498 | 0.25% | -     | -     | -           | -      | 13,822 | 0.03% |
|     |   | Harsh Dhanuka                       | -     | -     | 1,000 | 0.10% | -           | -      | 30,959 | 0.06% |
|     |   | Mahendra Kumar Dhanuka              | -     | -     | 1,000 | 0.10% | -           | -      | 30,959 | 0.06% |
|     |   | Megha Dhanuka                       | -     | -     | 1,000 | 0.10% | -           | -      | 30,959 | 0.06% |
|     |   | Mridul Dhanuka                      | -     | -     | 1,000 | 0.10% | -           | -      | 30,959 | 0.06% |
|     |   | Mridul Dhanuka HUF                  | -     | -     | 2     | 0.00% | -           | -      | 62     | 0.00% |
|     |   | M/s Ram Gopal Agarwal HUF           | -     | -     | 2     | 0.00% | -           | -      | 62     | 0.00% |
|     |   | Uma Dhanuka                         | -     | -     | 1,000 | 0.10% | -           | -      | 30,959 | 0.06% |
|     |   | Urmila Dhanuka                      | -     | -     | 1,000 | 0.10% | -           | -      | 30,959 | 0.06% |
|     |   | Madhuri Dhanuka                     | -     | -     | 991   | 0.10% | -           | -      | 30,680 | 0.06% |
|     |   | Akangsha Dhanuka                    | -     | -     | 1,000 | 0.10% | -           | -      | 30,959 | 0.06% |
| (b) | Central Government/ State Government(s) | -                                   | -     | -     | -     | -     | -           | -      | -      | -     |
| (c) | Bodies Corporate                        | Dhanuka Finvest Private Limited     | -     | -     | -     | -     | 3,09,58,890 | 61.89% | -      | -     |
|     |   | A.M. Bros. Fintrade Private Limited | -     | -     | -     | -     | 55,33,350   | 11.06% | -      | -     |

For DHANUKA AGRITECH LTD.


  
Authorised Signatory



|          |  |                                       |                  |                |                  |                |                    |               |                    |               |
|----------|--|---------------------------------------|------------------|----------------|------------------|----------------|--------------------|---------------|--------------------|---------------|
|          |  | Exclusive Leasing and Finance Limited | -                | -              | 1                | 0.00%          | -                  | -             | 31                 | 0.00%         |
|          |  | Golden Overseas Private Limited       | -                | -              | 1                | 0.00%          | -                  | -             | 31                 | 0.00%         |
|          |  | Hindon Mercantile Limited             | -                | -              | 1                | 0.00%          | -                  | -             | 31                 | 0.00%         |
| (d)      | <b>Financial Institutions / Banks</b>                                | -                                     | -                | -              | -                | -              | -                  | -             | -                  | -             |
| (e)      | <b>Any Others</b>  | Pushpa Dhanuka Trust                  | 9,80,000         | 98.00%         | -                | -              | -                  | -             | 5,422,683          | 10.84%        |
|          |  | Triveni Trust                         | -                | -              | 9,80,000         | 98.00%         | -                  | -             | 30,339,712         | 60.66%        |
|          |  | <b>Sub Total (A)(1)</b>               | <b>10,00,000</b> | <b>100.00%</b> | <b>10,00,000</b> | <b>100.00%</b> | <b>3,75,09,175</b> | <b>74.99%</b> | <b>3,75,09,175</b> | <b>74.99%</b> |
| <b>2</b> | <b>Foreign</b>   |                                       |                  |                |                  |                |                    |               |                    |               |
| (a)      | <b>Individuals (Non-Residents Individuals / Foreign Individuals)</b> | -                                     | -                | -              | -                | -              | -                  | -             | -                  | -             |
| (b)      | <b>Bodies Corporate</b>  | -                                     | -                | -              | -                | -              | -                  | -             | -                  | -             |
| (c)      | <b>Institutions</b>  | -                                     | -                | -              | -                | -              | -                  | -             | -                  | -             |

For DHANUKA AGRITECH LTD.


  
 Authorised Signatory



|            |   |   |           |         |           |         |             |        |             |        |
|------------|---|---|-----------|---------|-----------|---------|-------------|--------|-------------|--------|
| (d)        | Any Others  | - | -         | -       | -         | -       | -           | -      | -           | -      |
|            | <b>Sub Total(A)(2)</b>  | - | -         | -       | -         | -       | -           | -      | -           | -      |
|            | <b>Total Shareholding of Promoter and Promoter Group (A)= (A)(1)+(A)(2)</b> |   | 10,00,000 | 100.00% | 10,00,000 | 100.00% | 3,75,09,175 | 74.99% | 3,75,09,175 | 74.99% |
| <b>(B)</b> | <b>Public shareholding</b>  |   |           |         |           |         |             |        |             |        |
| <b>1</b>   | <b>Institutions</b>   |   |           |         |           |         |             |        |             |        |
| (a)        | Mutual Funds/ UTI   |   | -         | -       | -         | -       | 22,09,508   | 4.42%  | 22,09,508   | 4.42%  |
| (b)        | Financial Institutions / Banks  |   | -         | -       | -         | -       | 1,004       | 0.00%  | 1,004       | 0.00%  |
| (c)        | Central Government/ State Government(s)                                     |   | -         | -       | -         | -       | -           | -      | -           | -      |
| (d)        | Venture Capital Funds   |   | -         | -       | -         | -       | -           | -      | -           | -      |
| (e)        | Insurance Companies   |   | -         | -       | -         | -       | -           | -      | -           | -      |

For DHANUKA AGRITECH LTD.


  
 Authorised Signatory



|          |   |   |   |   |   |                  |               |                  |               |
|----------|---|---|---|---|---|------------------|---------------|------------------|---------------|
| (f)      | Foreign Institutional Investors   | - | - | - | - | 28,18,341        | 5.63%         | 28,18,341        | 5.63%         |
| (g)      | Foreign Venture Capital Investors   | - | - | - | - | -                | -             | -                | -             |
| (h)      | Any Other   | - | - | - | - | -                | -             | -                | -             |
|          | <b>Sub-Total (B)(1)</b>   | - | - | - | - | <b>50,28,853</b> | <b>10.06%</b> | <b>50,28,853</b> | <b>10.06%</b> |
| <b>2</b> | <b>Non-institutions</b>   |   |   |   |   |                  |               |                  |               |
| (a)      | Bodies Corporate  | - | - | - | - | 11,71,793        | 2.34%         | 11,71,793        | 2.34%         |
| (b)      | Individuals   |   |   |   |   |                  |               |                  |               |
| I        | Individuals -i. Individual shareholders holding nominal share capital up to Rs 1 lakh | - | - | - | - | 37,21,578        | 7.44%         | 37,21,578        | 7.44%         |
| II       | ii. Individual shareholders holding nominal share capital in excess of Rs. 1 lakh.    | - | - | - | - | 21,11,657        | 4.22%         | 21,11,657        | 4.22%         |

For DHANUKA AGRITECH LTD.

  
Authorised Signatory



|     |   |  |                  |                |                  |                    |                    |                    |                    |                |
|-----|---|--|------------------|----------------|------------------|--------------------|--------------------|--------------------|--------------------|----------------|
| (c) | <u>Any Other</u>  |  |                  |                |                  |                    |                    |                    |                    |                |
|     | Clearing members  |  |                  |                |                  | 15,618             | 0.03%              | 15,618             | 0.03%              |                |
|     | Non Resident Indians  |  |                  |                |                  | 3,72,389           | 0.74%              | 3,72,389           | 0.74%              |                |
|     | Trusts  |  |                  |                |                  | 800                | 0.00%              | 800                | 0.00%              |                |
|     | HUFs  |  |                  |                |                  | 87,637             | 0.18%              | 87,637             | 0.18%              |                |
|     | <b>Sub-Total (B)(2)</b>   |  |                  |                |                  | <b>74,81,472</b>   | <b>14.96%</b>      | <b>74,81,472</b>   | <b>14.96%</b>      |                |
| (B) | <b>Total Public Shareholding (B)= (B)(1)+(B)(2)</b>                     |  |                  |                |                  | <b>1,25,10,325</b> | <b>25.01%</b>      | <b>1,25,10,325</b> | <b>25.01%</b>      |                |
|     | <b>TOTAL (A)+(B)</b>  |  | <b>10,00,000</b> | <b>100.00%</b> | <b>10,00,000</b> | <b>100.00%</b>     | <b>5,00,19,500</b> | <b>100.00%</b>     | <b>5,00,19,500</b> | <b>100.00%</b> |
| (C) | <b>Shares held by Custodians and against which DRs have been issued</b> |  |                  |                |                  |                    |                    |                    |                    |                |
|     |   |  |                  |                |                  |                    |                    |                    |                    |                |
|     |   |  |                  |                |                  |                    |                    |                    |                    |                |
|     | <b>GRAND TOTAL (A)+(B)+(C)</b>  |  | <b>10,00,000</b> | <b>100.00%</b> | <b>10,00,000</b> | <b>100.00%</b>     | <b>5,00,19,500</b> | <b>100.00%</b>     | <b>5,00,19,500</b> | <b>100.00%</b> |

For DHANUKA AGRITECH LTD.

  
Authorised Signatory