



# Dhanuka Agritech Limited

AN ISO 9001 : 2008 COMPANY

## Online

Date: October 17, 2016

National Stock Exchange of India Limited  
Exchange Plaza,  
Plot No. C/1, G. Block,  
Bandra- Kurla Complex,  
Bandra East, Mumbai-400 051

Bombay Stock Exchange of India Ltd.  
Corporate Relationship Department  
1<sup>st</sup> Floor New Trading, Rotunda Building,  
P J Towers, Dalal Street Fort,  
Mumbai- 400 001

Ref: Symbol- DHANUKA

Scrip Code: 507717

Sub: Shareholding Pattern as on 30<sup>th</sup> September, 2016

Dear Sir,

With reference to the captioned subject, please find enclosed herewith statement showing Shareholding Pattern as on 30<sup>th</sup> September, 2016 as per Regulations 31(1)(b) of the SEBI (Listing Obligations and Disclosure Requirements) Regulation, 2015.

We hope you will find the same in order.

Thanking You,  
Yours faithfully,

For Dhanuka Agritech Limited

Kapil Garg  
Company Secretary

Encl: a/a

Holding of specified securities

Name of Listed Entity: Dhanuka Agritech Limited

Scrip Code / Name of the Scrip / Class of Security: 507717, Symbol: DHANUKA, Equity Shares

Share Holding Pattern filed under: Reg. 34(3)(a)/Reg. 31(1)(b)/Reg.31(1)(e); For the Quarter ended 30.09.2016

Declaration:

S.No.	Particulars	Yes	No
1	Whether the Listed Entity has issued any partly paid up shares.		✓
2	Whether the Listed Entity has issued any Convertible Securities or Warrants.		✓
3	Whether the Listed Entity has any shares against which depository receipts are issued.		✓
4	Whether the Listed Entity has any shares in locked-in.		✓
5	Whether any shares held by promoters are pledge or otherwise encumbered.		✓

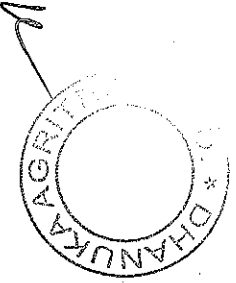


Table I - Summary Statement holding of specified securities


Category (I)	Category of the Shareholders (II)	Nos. of shareholder (III)	No. of fully paid up equity shares held (IV)	Partly paid-up equity shares held (V)	Nos. of Depository Receipts underlying shares (VI)	Total nos. shares held VII = IV+V+VI	Shareholding % calculated as per SCRR, 1957 As a % of (A+B+C2) VIII	Number of Voting Rights held in each class of securities (IX)			Total as a % of Total Voting Rights	No. of Shares Underlying convertible securities (including Warrants) (X)	Shareholding, as a % assuming full conversion of convertible securities (as a percentage of diluted share capital) (XI) = (VII)+(X) as a % of A+B+C2	Number of Locked in shares (XII)		Number of Shares pledged or otherwise encumbered (XIII)		Number of equity shares held in dematerialized form (XIV)
								Class X	Class Y	Total				No. (a)	As a % (b)	No. (a)	As a % (b)	
A	Promoter & Promoter Group	29	37509175	0	0	37509175	74.99	NA	NA	37509175	74.99	0	0.00	0	0.00	0	0.00	37509175
B	Public	10731	12510325	0	0	12510325	25.01	NA	NA	12510325	25.01	0	0.00	0	0.00	0	0.00	11764213
C	Non Promoter- Non Public																	
C1	Shares underlying DRs	0	0	0	0	0	0.00	NA	NA	0	0.00	0	0.00	0	0.00	0	0.00	0
C2	Shares held by Employee Trusts	0	0	0	0	0	0.00	NA	NA	0	0.00	0	0.00	0	0.00	0	0.00	0
Total		10760	50019500	0	0	50019500	100	0	0	50019500	100	0	0	0	0	0	0	49273388



12

Table II - Statement showing shareholding pattern of the Promoter and Promoter Group

Category of the Shareholders (I)	PAN (II)	Nos. of shares older (III)	No. of fully paid up equity shares held (IV)	Partly paid-up equity shares held (V)	Nos. of shares underlying Depository Receipts (VI)	Total nos. shares held VII = IV+V+VI	Shareholding % calculated as per SCRR, 1957 As a % of (A+B+C2) VIII	Number of Voting Rights held in each class of securities (IX)			Total as a % of Total Voting Rights	No. of Shares Underlying Outstanding convertible securities (including Warrants) (X)	Shareholding as a % assuming full conversion of convertible securities (as a percentage of diluted share capital) (XI) = (VII)+(X) as a % of A+B+C2	Number of Locked in shares (XII)	Number of Shares pledged or otherwise encumbered (XIII)	Number of equity shares held in dematerialized form (XIV)
								Class X	Class Y	Total						
1	Indian Individuals/ Hindu Undivided Family		24	1752104	0	1752104	3.50	NA	NA	1752104	3.50	0	0.00	0	0.00	1752104
(a)	Mr.Rahul Dhanuka	AADPD2150P	381494	381494	0	381494	0.76	NA	NA	381494	0.76	0	0.00	0	0.00	381494
	Mr.Ram Gopal Agarwal	AAAPAA0605M	379753	379753	0	379753	0.76	NA	NA	379753	0.76	0	0.00	0	0.00	379753
	Mr.Mehish Dhanuka	AAEPD0075G	330112	330112	0	330112	0.66	NA	NA	330112	0.66	0	0.00	0	0.00	330112
	Mahendra Kumar Dhanuka HUF	AAAHM7206C	194856	194856	0	194856	0.39	NA	NA	194856	0.39	0	0.00	0	0.00	194856
	Mr.Abhishek Dhanuka	AAKPD7701M	83000	83000	0	83000	0.17	NA	NA	83000	0.17	0	0.00	0	0.00	83000
	Sabyanarain Agarwal HUF	AAAHSS727C	41000	41000	0	41000	0.08	NA	NA	41000	0.08	0	0.00	0	0.00	41000
	Mr.Arjun Kumar Dhanuka	AAFPD3685B	39607	39607	0	39607	0.08	NA	NA	39607	0.08	0	0.00	0	0.00	39607
	Mr.Harsh Dhanuka	AAFPD6372C	30959	30959	0	30959	0.06	NA	NA	30959	0.06	0	0.00	0	0.00	30959
	Mr.Mahendra Kumar Dhanuka	AAADP9888L	30959	30959	0	30959	0.06	NA	NA	30959	0.06	0	0.00	0	0.00	30959
	Smt.Megha Dhanuka	AGZPD3948B	30959	30959	0	30959	0.06	NA	NA	30959	0.06	0	0.00	0	0.00	30959
	Mr.Mridul Dhanuka	AFEPD9167L	30959	30959	0	30959	0.06	NA	NA	30959	0.06	0	0.00	0	0.00	30959
	Smt.Uma Dhanuka	AAAPD1027E	30959	30959	0	30959	0.06	NA	NA	30959	0.06	0	0.00	0	0.00	30959
	Smt.Urmita Dhanuka	AAAPD1362Q	30959	30959	0	30959	0.06	NA	NA	30959	0.06	0	0.00	0	0.00	30959
	Smt.Akangsha Dhanuka	AJPPG2983R	30680	30680	0	30680	0.06	NA	NA	30680	0.06	0	0.00	0	0.00	30680
	Smt.Madhuri Dhanuka	AGL.PD7070N	22500	22500	0	22500	0.04	NA	NA	22500	0.04	0	0.00	0	0.00	22500
	Mr.Satyam Warain Agarwal	ABOP.A4925P	13808	13808	0	13808	0.03	NA	NA	13808	0.03	0	0.00	0	0.00	13808
	Smt.Seema Dhanuka	AAEPD0576A	9209	9209	0	9209	0.02	NA	NA	9209	0.02	0	0.00	0	0.00	9209
	Mr.Arjun Dhanuka	AJL.PD6285C	9204	9204	0	9204	0.02	NA	NA	9204	0.02	0	0.00	0	0.00	9204
	Smt.Mamta Dhanuka	AAEPD0575D	62	62	0	62	0.00	NA	NA	62	0.00	0	0.00	0	0.00	62
	Mridul Dhanuka HUF	AAHM0757Q	22	22	0	22	0.00	NA	NA	22	0.00	0	0.00	0	0.00	22
	Ram Gopal Agarwal HUF	AAHLR7441F	11	11	0	11	0.00	NA	NA	11	0.00	0	0.00	0	0.00	11
	Smt.Puspita Dhanuka	AEKP.D3941D	11	11	0	11	0.00	NA	NA	11	0.00	0	0.00	0	0.00	11
	Gobind Lal Dhanuka HUF	AACHG1165I	11	11	0	11	0.00	NA	NA	11	0.00	0	0.00	0	0.00	11
	Arjun Kumar Dhanuka HUF	AAHDH43599M	11	11	0	11	0.00	NA	NA	11	0.00	0	0.00	0	0.00	11
(b)	Central Government/ State Government(s)		0	0	0	0	0.00	NA	NA	0	0.00	0	0.00	0	0.00	0
(c)	Financial Institutions/ Banks		0	0	0	0	0.00	NA	NA	0	0.00	0	0.00	0	0.00	0
(d)	Any Others (Specify)		0	0	0	0	0.00	NA	NA	0	0.00	0	0.00	0	0.00	0
(i)	Bodies corporate		3	93	0	93	0.00	NA	NA	93	0.00	0	0.00	0	0.00	93
	Exclusive Leasing & Finance Ltd	AAACE0018M														
	Golden Overseas Private Ltd	AABCG7064L		31		31	0.00	NA	NA	31	0.00	0	0.00	0	0.00	31
	Hindon Mercantile Limited	AAACH3055M		31		31	0.00	NA	NA	31	0.00	0	0.00	0	0.00	31
(ii)	Trusts		2	35756978	0	35756978	71.49	NA	NA	35756978	71.49	0	0.00	0	0.00	35756978



	Triveni Trust	AACT13960A	30339712	0	0	30339712	60.66	NA	NA	30339712	60.66	0	0.00	0	0.00	0	0.00	0	0.00	30339712
	Pushpa Dhanuka Trust	AACTP5335M	5417266	0	0	5417266	10.83	NA	NA	5417266	10.83	0	0.00	0	0.00	0	0.00	0	0.00	5417266
	Sub Total(A)(1)		29	37509175	0	0	37509175	74.99		37509175	74.99	0	0.00	0	0.00	0	0.00	0	0.00	37509175
2	Foreign Individuals (Non-Residents)																			
(a)	Foreign Individuals/ Government		0	0	0	0	0.00	NA	NA	0	0.00	0	0.00	0	0.00	0	0.00	0	0.00	0
(b)	Institutions		0	0	0	0	0.00	NA	NA	0	0.00	0	0.00	0	0.00	0	0.00	0	0.00	0
(c)	Foreign Portfolio Investor		0	0	0	0	0.00	NA	NA	0	0.00	0	0.00	0	0.00	0	0.00	0	0.00	0
(d)	Any Others(Specify)																			
(e)	Sub Total(A)(2)		0	0	0	0	0.00			0	0.00	0	0.00	0	0.00	0	0.00	0	0.00	0
	Total Shareholding of Promoter and Promoter Group (A) = (A)(1)+(A)(2)		29	37509175	0	0	37509175	74.99		37509175	74.99	0	0.00	0	0.00	0	0.00	0	0.00	37509175





Table III - Statement showing shareholding pattern of the Public shareholder

Category of the Shareholders (I)	PAN (II)	Nos of share holder (III)	No. of fully paid up equity shares held (IV)	Partly paid-up equity shares held (V)	Nos. of shares underlying Depository Receipts (VI)	Total nos. shares held IV+V+VI	Shareholding % calculated as per SCRR, 1957 As a % of (A+B+C2) VIII	Number of Voting Rights held in each class of securities (IX)			Total as a % of Total Voting rights	No. of Shares Underlying Outstanding convertible securities (including Warrants) (X)	Shareholding, as a % assuming full conversion of convertible securities (as a percentage of diluted share capital) (XI) = (VII)+(X)	Number of Locked In shares (XII)		Number of Shares pledged or otherwise encumbered (XIII)		Number of equity shares held in dematerialized form (XIV)
								Class X	Class Y	Total				(a) As a % of total shares held (b)	(a) As a % of total shares held (b)			
1																		
(a) Institutions																		
I																		
Names of Mutual Funds/UTI holding 1% or more than 1% of total Shares		15	4128259	0	0	4128259	8.25	NA	NA	4128259	8.25	0	0.00	0	0.00	NA	NA	4128259
DSP BLACKROCK MICRO CAP	AAAI004308		800000	0	0	800000	1.60											
HDFC Trustee Company Ltd - A/c HDFC Mid - Cap Opportunities Fund alongwith HDFC Small & Midcap Fund	AAAT11809A		1900000	0	0	1900000	3.80	NA	NA	1900000	3.80	0	0.00	0	0.00	NA	NA	1900000
II																		
Mutual Funds/UTI holding less than 1% of total Shares		13	2228259	0	0	2228259	4.45	NA	NA	2228259	4.45	0	0.00	0	0.00	NA	NA	2228259
(b) Venture Capital Funds		0	0	0	0	0	0.00	NA	NA	0	0.00	0	0.00	0	0.00	NA	NA	0
(c) Alternate Investment Funds		0	0	0	0	0	0.00	NA	NA	0	0.00	0	0.00	0	0.00	NA	NA	0
(d) Foreign Venture Capital Investors		0	0	0	0	0	0.00	NA	NA	0	0.00	0	0.00	0	0.00	NA	NA	0
(e) Foreign Portfolio Investors		0	0	0	0	0	0.00	NA	NA	0	0.00	0	0.00	0	0.00	NA	NA	0
(f) Financial Institutions/Banks		2	12295	0	0	12295	0.02	NA	NA	12295	0.02	0	0.00	0	0.00	NA	NA	12295
(g) Insurance Companies		0	0	0	0	0	0.00	NA	NA	0	0.00	0	0.00	0	0.00	NA	NA	0
(h) Provident Funds/ Pension Funds		0	0	0	0	0	0.00	NA	NA	0	0.00	0	0.00	0	0.00	NA	NA	0
(i) Any Other (Specify)		0	0	0	0	0	0.00	NA	NA	0	0.00	0	0.00	0	0.00	NA	NA	0
I																		
Foreign Institutional Investors		9	100104	0	0	100104	0.20	NA	NA	100104	0.20	0	0.00	0	0.00	NA	NA	100104
I																		
Names of Foreign Institutional Investors holding 1% or more than 1% of total Shares		0	0	0	0	0	0.00	NA	NA	0	0.00	0	0.00	0	0.00	NA	NA	0
II																		
Foreign Institutional Investors holding less than 1% of total Shares		9	100104	0	0	100104	0.20	NA	NA	100104	0.20	0	0.00	0	0.00	NA	NA	100104
Sub-Total (B)(1)		26	4240658	0	0	4240658	8.48	NA	NA	4240658	8.48	0	0.00	0	0.00	NA	NA	4240658
2																		
Central Government/ State Government(s)/ President of India		0	0	0	0	0	0.00	NA	NA	0	0.00	0	0.00	0	0.00	NA	NA	0
Sub-Total (B)(2)		0	0	0	0	0	0.00			0	0.00	0	0.00	0	0.00			0
3																		
Non-Institutions																		



(a)	Individuals																			
I	Individual shareholders holding nominal share capital up to Rs. 2 lakh	9779	3521842	0	0	3521842	7.04	NA	NA	3521842	7.04	0	0.00	0	2.00	NA	NA	2822230		
II	Individual shareholders holding nominal share capital in excess of Rs. 2 lakh.	5	1287848	0	0	1287848	2.57	NA	NA	1287848	2.57	0	0.00	0	2.00	NA	NA	1287848		
(b)	NBFCs registered with RBI																			
(b)	Overseas Depositories (holding DRs) (balancing figure)	0	0	0	0	0	0.00	NA	NA	0	0.00	0	0.00	0	0.00	NA	NA	0		
(b)	Any Other (Specify)																			
(i)	Bodies Corporate	332	1322326	0	0	1322326	2.64	NA	NA	1322326	2.64	0	0.00	0	0.00	NA	NA	1310826		
(ii)	Trusts	1	2000	0	0	2000	0.00	NA	NA	2000	0.00	0	0.00	0	0.00	NA	NA	2000		
(iii)	Directors & their Relatives	1	800	0	0	800	0.00	NA	NA	800	0.00	0	0.00	0	0.00	NA	NA	800		
(iv)	Non Residents	325	279434	0	0	279434	0.56	NA	NA	279434	0.56	0	0.00	0	0.00	NA	NA	244434		
(v)	Clearing Members	61	22772	0	0	22772	0.05	NA	NA	22772	0.05	0	0.00	0	0.00	NA	NA	22772		
(vi)	Hindu Undivided Families	176	160330	0	0	160330	0.32	NA	NA	160330	0.32	0	0.00	0	0.00	NA	NA	160330		
(vii)	Foreign Corporate Bodies	25	1672315	0	0	1672315	3.34	NA	NA	1672315	3.34	0	0.00	0	0.00	NA	NA	1672315		
	Sub-Total (B)(3)	10705	8269667	0	0	8269667	16.53			8269667	16.53	0	0.00	0	3.00			7523555		
(B)	Total Public Shareholding	10731	12510325	0	0	12510325	25.01			12510325	25.01	0	0.00	0	3.00			11764213		
	(B) = (B)(1)+(B)(2)+(B)(3)																			
	TOTAL (A)+(B)	10760	50019500	0	0	50019500	100.00			50019500	100.00	0	0.00	0	3.00			49273388		

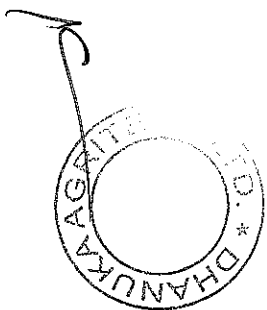


Table IV - Statement showing shareholding pattern of the Non Promoter- Non Public shareholder

Category of the Shareholders (I)	PAN (II)	Nos. of shareh older (III)	No. of fully paid up equity shares held (IV)	Partly paid- up equity shares held (V)	Nos. of shares underlyin g Depositor y Receipts (VI)	Total nos. shares held VII = IV+V+VI	Shareholding % calculated as per SCRR, 1957 As a % of (A+B+C2) VIII	Number of Voting Rights held in each class of securities (IX)			Total as a % of Total Voting rights	No. of Shares Underlying convertible securities (including Warrants) (X)	Shareholding, as a % assuming full conversion of convertible securities (as a percentage of diluted share capital) (XI) = (VII)+(X) as a % of A+B+C2	Number of Locked in shares (XII)	Number of Shares pledged or otherwise encumbered (XIII)	Number of equity shares held in demateriali zed form (XIV)
								Class X	Class Y	Total						
1																
(I) Custodian/D/R Holder																
(II) Promoter and Promoter Group																
(III) Public		0	0	0	0	0	0.00	NA	NA	0	0.00	0	0.00	NA	NA	0
2																
(I) Employee Benefit Trust (under SEBI (Share based Employee Benefit) Regulations, 2014)		0	0	0	0	0	0.00	NA	NA	0	0.00	0	0.00	NA	NA	0
Total Non-Promoter- Non Public Shareholding (C)= (C)(1)+(C)(2)		0	0	0	0	0	0.00			0	0.00	0	0.00			0
GRAND TOTAL (A)+(B)+(C)		10760	50019500	0	0	50019500	100.00			50019500	100.00	0	0.00			49273388



Handwritten signature or initials.