

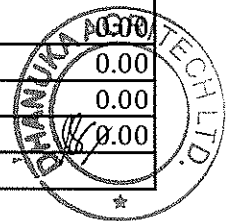
Introductory sub-table (I)(a)

Name of the Company: DHANUKA AGRITECH LIMITED			
Scrip Code, Name of the scrip, class of security: equity Symbol: DHANUKA,			
Quarter ended: 31.12.2012			
Partly paid-up shares:-	No. of partly paid-up shares	As a % of total no. of partly paid-up shares	As a % of total no. of shares of the company
Held by promoter/promoter group	Nil	Nil	Nil
Held by public	Nil	Nil	Nil
	Nil	Nil	Nil
Total	Nil	Nil	Nil
Outstanding convertible securities:-	No. of outstanding securities	As a % of total no. of outstanding convertible securities	As a % of total no. of shares of the company, assuming full conversion of the convertible securities
Held by promoter/promoter group	Nil	Nil	Nil
Held by public	Nil	Nil	Nil
	Nil	Nil	Nil
Total	Nil	Nil	Nil
Warrants:-	No. of warrants	As a % of total no. of warrants	As a % of total no. of shares of the company, assuming full conversion of warrants
Held by promoter/promoter group	Nil	Nil	Nil
Held by public	Nil	Nil	Nil
	Nil	Nil	Nil
Total	Nil	Nil	Nil
Total paid-up capital of the company, assuming full conversion of warrants and convertible securities	50019500	0	100




Statement Showing Shareholding Pattern as on 31.12.2012

Category code	Category of Shareholder	Number of Shareholders	Table (I)(a)		Total shareholding as a percentage of total number of shares		Shares Pledged or otherwise encumbered	
			Total number of shares	Number of shares held in dematerialized form	As a percentage of (A+B) ¹	As a percentage of (A+B+C)	Number of shares	As a percentage
(I)	(II)	(III)	(IV)	(V)	(VI)	(VII)	(VIII)	(IX)= (VIII)/(IV)*100
(A)	Shareholding of Promoter and Promoter Group							
1	Indian							
(a)	Individuals/ Hindu Undivided Family	16	9143750	9143750	18.28	18.28	0	0.00
(b)	Central Government/ State Government(s)	0	0	0	0.00	0.00	0	0.00
(c)	Bodies Corporate	9	28365425	28365425	56.71	56.71	0	0.00
(d)	Financial Institutions/ Banks	0	0	0	0.00	0.00	0	0.00
(e)	Any Others(Specify)	0	0	0	0.00	0.00	0	0.00
	Sub Total(A)(1)	25	37509175	37509175	74.99	74.99	0	0.00
2	Foreign							
a	Individuals (Non-Residents Individuals/ Foreign Individuals)	0	0	0	0.00	0.00	0	0.00
b	Bodies Corporate	0	0	0	0.00	0.00	0	0.00
c	Institutions	0	0	0	0.00	0.00	0	0.00
d	Any Others(Specify)	0	0	0	0.00	0.00	0	0.00



	Sub Total(A)(2)	0	0	0	0.00	0.00	0	0.00
	Total Shareholding of Promoter and Promoter Group (A)= (A)(1)+(A)(2)	25	37509175	37509175	74.99	74.99	0	0.00
(B)	Public shareholding							
1	Institutions							
(a)	Mutual Funds/ UTI	0	0	0	0.00	0.00	0	0.00
(b)	Financial Institutions / Banks	1	360000	360000	0.72	0.72	0	0.00
(c)	Central Government/ State Government(s)	0	0	0	0.00	0.00	0	0.00
(d)	Venture Capital Funds	0	0	0	0.00	0.00	0	0.00
(e)	Insurance Companies	0	0	0	0.00	0.00	0	0.00
(f)	Foreign Institutional Investors	1	4125000	4125000	8.25	8.25	0	0.00
(g)	Foreign Venture Capital Investors	0	0	0	0.00	0.00	0	0.00
(h)	Any Other (specify)	0	0	0	0.00	0.00	0	0.00
		0	0	0	0.00	0.00	0	0.00
	Sub-Total (B)(1)	2	4485000	4485000	8.97	8.97	0	0.00
		0	0	0	0	0	0	0.00
B 2	Non-institutions	0	0	0	0	0	0	0.00
(a)	Bodies Corporate	247	2862887	2847887	5.72	5.72	0	0.00
(b)	Individuals							
I	Individuals -i. Individual shareholders holding nominal share capital up to Rs 1 lakh	4236	3376159	2422577	6.75	6.75	0	0.00
II	ii. Individual shareholders holding nominal share capital in excess of Rs. 1 lakh.	11	1212781	1212781	2.42	2.42	0	0.00
(c)	Any Other (specify)							
(i)	Trusts	1	800	800	0.00	0.00	0	0.00
(ii)	Non Residents	90	277073	235073	0.55	0.55	0	0.00
(iii)	Clearing Members	30	12705	12705	0.03	0.03	0	0.00
(iv)	Hindu Undevided Families	91	282920	259420	0.57	0.57	0	0.00



B

		0	0	0	0	0.00	0	0
		0	0	0	0	0.00	0	0
	Sub-Total (B)(2)	4706	8025325	6991243	16.04	16.04	0	0
						0.00	0	0
(B)	Total Public Shareholding (B)= (B)(1)+(B)(2)	4708	12510325	11476243	25.01	25.01	0	0
						0.00	0	0
	TOTAL (A)+(B)	4733	50019500	48985418	100.00	100.00	0	0
						0.00	0	0
(C)	Shares held by Custodians and against which Depository Receipts have been issued					0	0	0
1	Promoter and Promoter Group	0	0	0	0	0	0	0
2	Public	0	0	0	0	0.00	0	0
	Sub-Total (C)	0	0	0		0.00	0	0
						0.00	0	0
	GRAND TOTAL (A)+(B)+(C)	4733	50019500	48985418	100.00	100.00	0	0



2

Statement showing holding of securities (including shares, warrants, convertible securities) of persons belonging to the category " Promoter and Promoter Group" as on 31.12.2012

(I)(b)


Sr. No.	Name of the shareholder	Details of Shares held		Encumbered shares (*)			Details of warrants		Details of convertible securities		Total shares (including underlying shares assuming full conversion of warrants and convertible securities) as a % of diluted share capital
		Number of shares held	As a % of grand total (A)+(B)+(C)	Number	As a percentage	As a % of grand total (A)+(B)+(C) of sub-clause (I)(a)	Number of warrants held	As a % total number of warrants of the same class	Number of convertible securities held	As a % total number of convertible securities of the same class	
(I)	(II)	(III)	(IV)	(V)	(VI)	(VI)=(V)/(III)*100	(VIII)	(IX)	(X)	(XI)	(XII)
1	Mahendra Kumar Dhanuka (H.U.F.)	55,250	0.11	0.11
2	Ram Gopal Agarwal H.U.F.)	412,000	0.82	0.82
3	Mr. Rahul Dhanuka	1,740,000	3.48	3.48
4	Mr.Mahendra Kumar Dhanuka	756,000	1.51	1.51
5	Mr.Harsh Dhanuka	344,500	0.69	0.69
6	Mrs.Reema Khowala	59,000	0.12	0.12
7	Satya Narain Agarwal HUF	41,000	0.08	0.08
8	Mr.Ram Gopal Agarwal	1,414,000	2.83	2.83
9	Mr.Satya Narayan Agarwal	22,500	0.04	0.04
10	Mrs.Urmila Dhanuka	820,500	1.64	1.64
11	Mr.Abhishek Dhanuka	83,000	0.17	0.17
12	M/s Golden Overseas Private Ltd	7,258,925	14.51	14.51
13	M/s Sikkim Agro Industries Ltd	977,000	1.95	1.95
14	M/s Exclusive Leasing & Finance Ltd	6,376,250	12.75	12.75
15	M/s Zoom Leasing & Finance Co. Ltd	5,711,000	11.42	11.42
16	M/s Hindon Mercantile Ltd	5,619,000	11.23	11.23
17	Mr.Arun Kumar Dhanuka	638,000	1.28	1.28
18	Mrs.Pushpa Dhanuka	1,177,500	2.35	2.35
19	Mrs.Mamta Dhanuka	819,000	1.64	1.64
20	Arun Kumar Dhanuka(HUF)	270,000	0.54	0.54
21	M/s Duke Impex pvt. Ltd	600,000	1.20	1.20
22	M/s Growth Advertising & Marketing Pvt. Ltd	720,750	1.44	1.44
23	M/s Cosmo Components pvt. Ltd	437,500	0.87	0.87
24	M/s Liberty sales pvt. Ltd	665,000	1.33	1.33
25	Mr.Manish Dhanuka	491,500	0.98	0.98
	TOTAL	37,509,175	74.99	74.99

(*) The term "encumbrance" has the same meaning as assigned to it in regulation 28(3) of the SAST Regulations, 2011

B

Statement showing holding of securities (including shares, warrants, convertible securities) of persons belonging to the category "Public" and holding more than 1% of the total number of shares

Sr. No.	Name of the shareholder	Number of shares held	Shares as a percentage of total number of shares {i.e., Grand Total (A)+(B)+(C) indicated in Statement at para (I)(a) above}	Details of warrants		Details of convertible securities		Total shares (including underlying shares assuming full conversion of warrants and convertible securities) as a % of diluted share capital
				Number of warrants held	As a % total number of warrants of the same	Number of convertible securities held	As a % total number of convertible securities of the same class	
1	2020 EQUITY INVESTORS, LIMITED	4125000	8.25	8.25
2	ESHA SECURITIES LIMITED	557370	1.11					1.11
TOTAL		4682370	9.36	9.36



B

(I)(c)(ii) Statement showing holding of securities (including shares, warrants, convertible securities) of persons (together with PAC) belonging to the category “Public” and holding more than 5% of the total number of shares of the company


Sr. No.	Name(s) of the shareholder(s) and the Persons Acting in Concert (PAC) with them	Number of shares	Shares as a percentage of total number of shares {i.e., Grand Total (A)+(B)+(C) indicated in Statement at para (I)(a) above}	Details of warrants		Details of convertible securities		Total shares (including underlying shares assuming full conversion of warrants and convertible securities) as a % of diluted share capital
				Number of warrants	As a % total number of warrants of the same class	Number of convertible securities held	% w.r.t total number of convertible securities of the same class	
1	2020 EQUITY INVESTORS, LIMITED	4125000	8.25	8.25
				0.00
				0.00
TOTAL		4125000	8.25	8.25



B

(I)(d) Statement showing details of locked-in shares

Sr. No.	Name of the shareholder	Number of locked-in shares	Locked-in shares as a percentage of total number of shares {i.e., Grand Total (A)+(B)+(C) indicated in Statement at para (I)(a) above}
1	NIL	NIL	NIL
2
3
4
5
6
7
8
9
	TOTAL	NIL	NIL



2

(II)(a) Statement showing details of Depository Receipts (DRs)

Sr. No.	Type of outstanding DR (ADRs, GDRs, SDRs, etc.)	Number of outstanding DRs	Number of shares underlying outstanding DRs	Shares underlying outstanding DRs as a percentage of total number of shares {i.e., Grand Total (A)+(B)+(C) indicated in Statement at para (I)(a) above}
1	NIL	NIL	NIL	NIL
TOTAL		NIL	NIL	NIL



(II)(b) Statement showing holding of Depository Receipts (DRs), where underlying shares held by "promoter/promoter group" are in excess of 1% of the total number of shares

Sr. No.	Name of the DR Holder	Type of outstanding DR (ADRs, GDRs, SDRs, etc.)	Number of shares underlying outstanding DRs	Shares underlying outstanding DRs as a percentage of total number of shares {i.e., Grand Total (A)+(B)+(C) indicated in Statement at para (I)(a) above}
1	NIL	NIL	NIL	NIL
TOTAL	NIL	NIL	NIL	NIL

